

## SECTION

## 3.1

## Image of God



## Introduction Activity (5 Minutes)

## Option 1: Talents

**What You'll Need:** Nothing

**STEP 1:** Ask, "What is something that you are good at?" Encourage kids to think of things such as sports or subjects at school.

**STEP 2:** After several kids have responded, ask the following questions:

- Could an elephant ever be good at any of those things? A bird? Why not?
- Why can't animals possess these skills?
- What sets us apart from other creatures?
- What makes us different as individuals?

**STEP 3:** Share:

- God created all things, but man was created in God's image.
- Because we are made in God's image, we bear certain resemblances, or likenesses, to Him.
- Since we are made in the image of God, God placed us above all the animals and the rest of the world He created. He gave man the job of caring for all of His creation.

**STEP 4:** Transition into the main lesson by opening in prayer, asking the Holy Spirit to help you and your kids understand the importance that man is made in the image of God.

**Notes:**

## SECTION

## 3.1

## Image of God



## Introduction Activity (5 Minutes)

## Option 2: That's Me!

**What You'll Need:** Nothing

**STEP 1:** Have kids stand in front of chairs. Explain that you will read several statements. If the statement fits the kids, they need to say, "That's me!" then sit down. Read each statement until only one kid is left standing.

Read these statements:

- I have brown eyes.
- I have blonde hair.
- I wear glasses.
- I can run fast.
- I'm good at math.
- I love to read.
- I am an only child.

**STEP 2:** Acknowledge the last kid standing, and then ask him or her the following questions.

- How does it make you feel to know that God made you unique from others?
- How do you feel knowing you are made in God's image?

**STEP 3:** Share these key concepts:

- God created all things, but man was created in God's image.
- Because we are made in God's image, we bear certain resemblances, or likenesses, to Him.
- God made each of us in unique and wonderful ways.

**STEP 4:** Transition into the main lesson by opening in prayer, asking the Holy Spirit to help you and your kids understand the importance that man is made in the image of God.

**Notes:**

SECTION

3.1

# Image of God



## Main Lesson Activity (10 Minutes)

### Option 1: Responsible Image Bearers

**What You'll Need:** Bible, Responsible Image Bearer Handouts

**STEP 1:** Explain that this lesson will be about how we are made in the image of God. Read Genesis 1:26-27 and ask for three volunteers.

**STEP 2:** As you explain each point, give each volunteer a hat to put on so that the group can read what's on it.

Share these points:

*What does it mean to be made in God's image?*

Volunteer 1 puts the hat on and reads out loud:  
We are made in God's image! We have emotions, thoughts, and feelings. We can make decisions on information and can make choices.

*What responsibility has God given over man?*


Volunteer 2 puts the hat on and reads out loud:  
God gave responsibility to us! We are to care and rule over the rest of creation.


*What does it look like for us to be over creation?*


Volunteer 3 puts the hat on and reads out loud:  
We are over creation! We have the responsibility to care for the world we live in, including the animals He created.

**STEP 3:** Share the concepts from the Main Lesson Teaching Outline in the Large Group Guide, and follow up with the Lesson Application questions and Sum It Up statements.

Notes:

	<b><i>We are made in God's image!</i></b>  We have emotions, thoughts, and feelings. We can make decisions on information and can make choices.		

	<p><b><i>God gave responsibility to us!</i></b></p> <p>We are to care and rule over the rest of creation.</p>		
--	---	--	--

	<p><b><i>We are over creation!</i></b></p> <p>We have the responsibility to care for the world we live in, including the animals He created.</p>		
--	--	--	--

**SECTION**  
**3.1**
**Image of God**

**Main Lesson Activity (10 Minutes)**
**Option 2: Fearfully and Wonderfully Made**

**What You'll Need:** Bibles, whiteboard or poster board, markers

**STEP 1:** Assign the following verses to each individual, pair, or group of kids:

Psalms 139:2 (Man can think and reason, and God knows our thoughts.)

Colossians 4:6 (Man has the ability to speak.)

Ephesians 4:26 (Man has emotions, such as anger.)

Ephesians 4:32 (Man can love others.)

**STEP 2:** Draw a stick figure in the middle of the whiteboard or poster board, and as each verse is read, ask, "What human characteristics are mentioned in these verses?" Write their response or, come up with a symbol to represent it and draw it around the stick figure. The answers are above in parentheses.

**STEP 3:** As they look at the board with the answers written, ask the kids, "Based on this verse, how are we created in God's image?"

As you discuss the answer to this question, share these key concepts:

- Because God made us in His image, we are different from the rest of creation. Each of us is a unique creation made in God's image (Psalm 139: 14).
- We have emotions. We can love, share joy, and feel sorrow. We can also relate to others with our emotions and learn to love them like God loves them (1 John 4:7-8).
- We can think and reason and communicate. We can share what we are thinking, and we can

interact with others with our speech to glorify Him (Colossians 4:6).

- Because we are made in God's image, we have the responsibility to care for the earth God created (Genesis 1:26).

**STEP 4:** Close in prayer, thanking God that He made us in His image.

**Notes:**